

Scaled data based on original data using
LM-79-08 Approved Method: Electrical and Photometric Measurements of Solid-
State Lighting Products

Test Report Prepared for
Cooper Lighting Solutions
(formerly Eaton)

Brand: McGRAW-EDISON

Report Number: P385660

Luminaire Tested: **GWC-SA1B-727-U-SL4-HSS**

Issue Date: 3/3/2020

Test Information

Test Method: LM-79-08
Report Number: P385660
TEST IS SCALED FROM IESNA LM-79-08 TEST DATA (G2-1903-205-25)
Test Lab: INNOVATION CENTER
Issue Date: 3/3/2020
Manufacturer: COOPER LIGHTING SOLUTIONS (FORMERLY EATON)
Product Line: MCGRAW-EDISON
Catalog Number: GWC-SA1B-727-U-SL4-HSS
Description: GALLEON WALL LUMINAIRE
(1) 70 CRI, 2700K, 800mA LIGHTSQUARE WITH 16 LEDS AND TYPE IV SPILL LIGHT
ELIMINATOR OPTICS WITH HOUSE SIDE SHIELD
Light Source: -
Ballast/Driver: ELECTRONIC DRIVER

Summary

Lumens per Lamp: N/A
Luminaire Lumens: 4143 lumens
Efficiency: N/A
Efficacy: 94.2 lumens/watt
Luminous Opening: Rectangular (W 0.5' x L: 0.5' x H: 0')
IES Classification: Type IV - Short
BUG Rating: B1 - U0 - G1

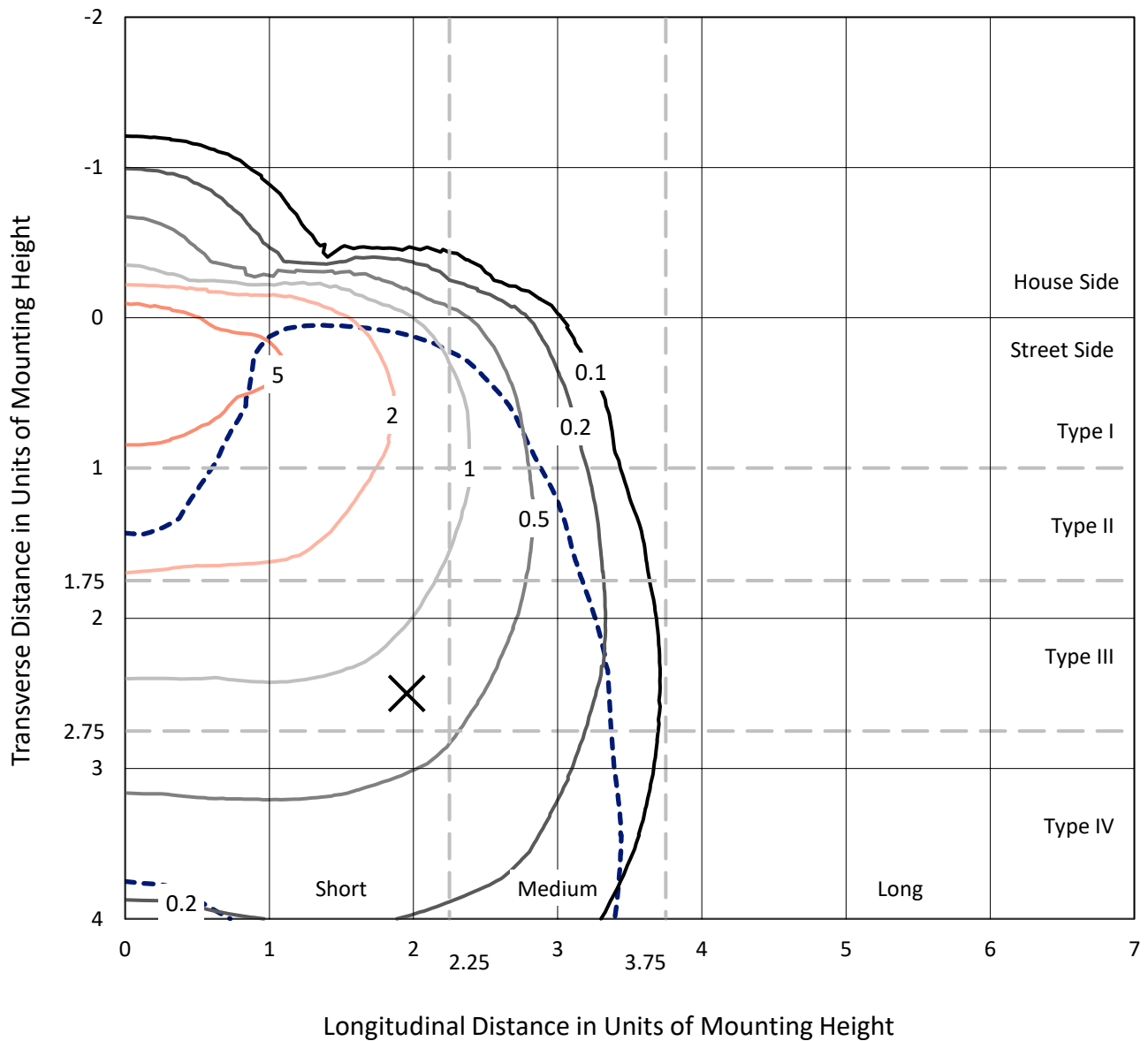
Input Watts (W): 44
Input Voltage (V): NR
Input Current (Ain): NR
Voltage Rise (V): NR
Power Factor: NR
Total Harmonic Distortion (THDi): NR
Frequency (hertz): 60
Stabilization Time: NR
Operation Time: NR
Ambient Temperature (°C): NR
Test Distance: 24 FT



REPORT NUMBER: P385660
 CATALOG NUMBER: GWC-SA1B-727-U-SL4-HSS

Iso-Footcandle Lines of Horizontal Illumination

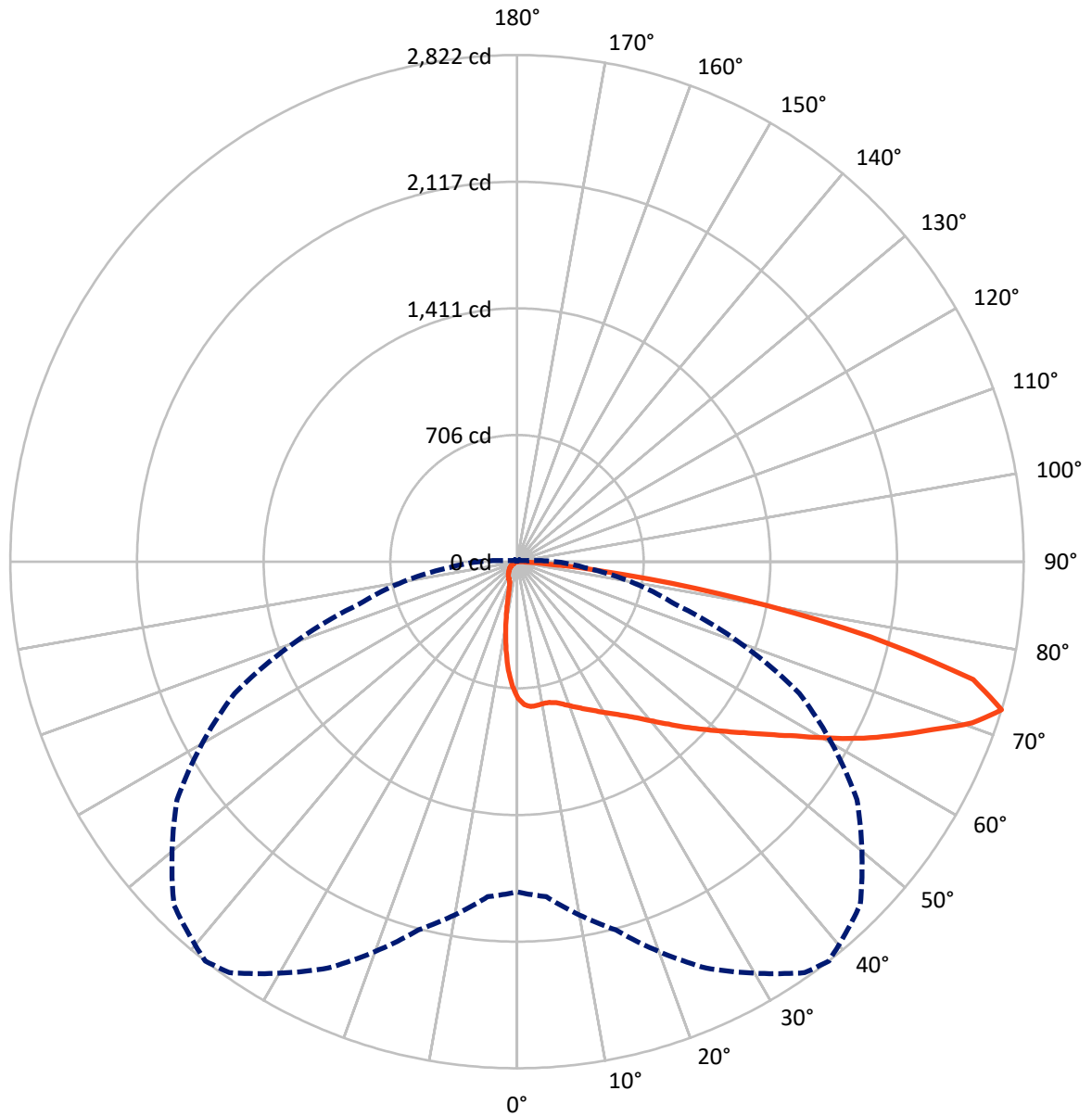
× Max cd
 - - - 1/2 Max cd



Based on 10 foot mounting height. Maximum calculated value = 8 fc
 Type IV - Short - N/A

REPORT NUMBER: P385660
CATALOG NUMBER: GWC-SA1B-727-U-SL4-HSS

Luminous Intensity Polar Plot



— Vertical Plane Through 38-Deg Lateral - - - Horizontal Cone Through 72.5-Deg Vertical

REPORT NUMBER: P385660

CATALOG NUMBER: GWC-SA1B-727-U-SL4-HSS

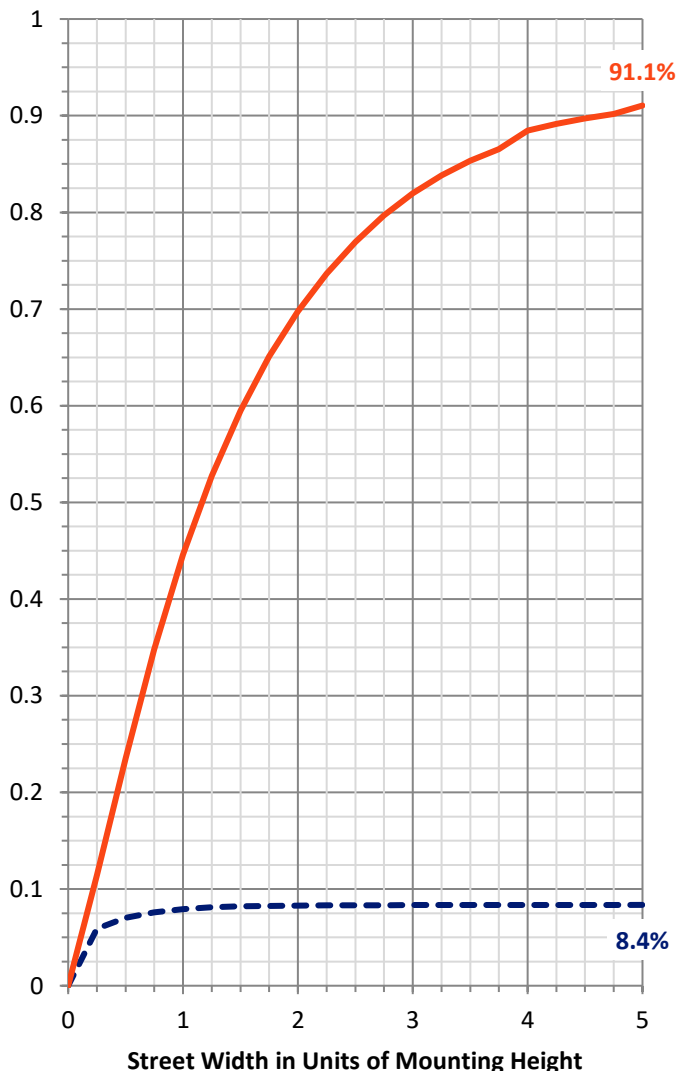
FLUX DISTRIBUTION:

		Downward	Upward	Total
House Side	Lumens	348.6	0.0	348.6
	% Fixture	8.4	0.0	8.4
Street Side	Lumens	3794.4	0.0	3794.4
	% Fixture	91.6	0.0	91.6
Total	Lumens	4143.0	0.0	4143.0
	% Fixture	100.0	0.0	100.0

ZONAL LUMENS:

Zone	Lumens	% Fixture
0°-10°	64.9	1.6
10°-20°	158.8	3.8
20°-30°	252.5	6.1
30°-40°	379.6	9.2
40°-50°	579.1	14.0
50°-60°	818.5	19.8
60°-70°	1026.7	24.8
70°-80°	767.7	18.5
80°-90°	95.2	2.3
90°-100°	0.0	0.0
100°-110°	0.0	0.0
110°-120°	0.0	0.0
120°-130°	0.0	0.0
130°-140°	0.0	0.0
140°-150°	0.0	0.0
150°-160°	0.0	0.0
160°-170°	0.0	0.0
170°-180°	0.0	0.0
0°-90°	4143.0	100.0
0°-180°	4143.0	100.0

Coefficient of Utilization



REPORT NUMBER: P385660

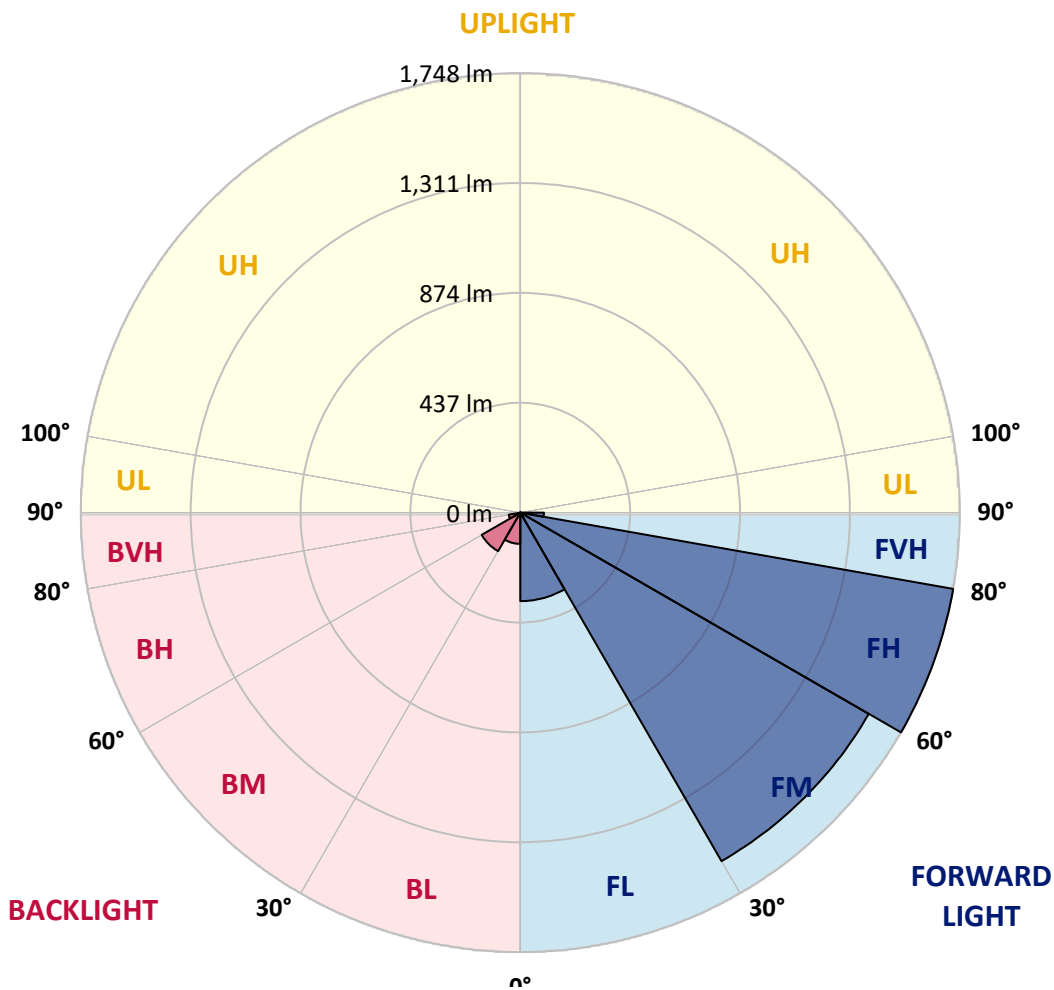
CATALOG NUMBER: GWC-SA1B-727-U-SL4-HSS

LUMINAIRE CLASSIFICATION SYSTEM LUMEN TABLE AND BUG RATING:

Zone	Lumens	% Fixture	Zone Rating/Lumen Limit		
			B	U	G
FL (0°-30°)	352.1	8.5			
FM (30°-60°)	1600.2	38.6			
FH (60°-80°)	1747.8	42.2			G1/1800
FVH (80°-90°)	94.3	2.3			G1/100
BL (0°-30°)	124.1	3.0	B1/500		
BM (30°-60°)	177.0	4.3	B0/220		
BH (60°-80°)	46.6	1.1	B0/110		G0/110
BVH (80°-90°)	0.9	0.0			G0/10
UL (90°-100°)	0.0	0.0		U0/0	
UH (100°-180°)	0.0	0.0		U0/0	

BUG Rating: B1-U0-G1

Type IV Short





REPORT NUMBER: P385660
 CATALOG NUMBER: GWC-SA1B-727-U-SL4-HSS

CANDELA DISTRIBUTION (FULL):

	0°	5°	15°	25°	35°	38°	45°	55°	65°	75°	85°
0°	761.9	761.9	761.9	761.9	761.9	761.9	761.9	761.9	761.9	761.9	761.9
2.5°	808.7	808.9	807.0	803.9	799.9	797.8	794.4	788.9	783.0	772.6	761.2
5°	825.2	825.2	822.8	818.7	812.3	810.4	803.9	795.1	783.0	766.0	746.9
7.5°	823.5	823.8	820.6	816.3	809.9	808.2	800.3	790.4	775.5	754.8	730.4
10°	814.5	815.4	812.8	810.7	804.9	803.0	795.6	785.8	770.8	748.8	720.8
12.5°	805.4	806.3	807.1	809.0	805.4	804.7	798.9	790.6	776.3	753.5	721.8
15°	799.6	801.3	807.5	814.9	815.7	815.1	811.3	803.5	789.1	765.3	729.2
17.5°	799.6	802.3	815.2	829.3	834.3	834.8	831.6	820.7	803.5	778.1	736.1
20°	806.3	810.1	830.2	850.2	858.4	858.4	852.0	836.9	816.8	789.6	740.7
22.5°	823.5	828.5	853.8	876.8	885.6	883.7	875.1	853.1	830.5	802.7	746.6
25°	857.4	861.2	887.5	910.7	916.1	911.7	900.9	872.7	848.1	820.4	757.2
27.5°	901.1	901.6	928.8	948.4	945.1	942.2	928.6	897.3	873.4	845.7	775.6
30°	949.1	949.1	973.0	988.0	978.0	975.6	962.0	927.1	905.7	880.1	801.8
32.5°	995.5	997.6	1017.0	1026.5	1015.3	1012.9	999.7	964.7	948.7	932.6	842.6
35°	1040.5	1042.0	1060.4	1065.6	1054.9	1055.6	1046.1	1016.5	1010.5	1008.4	904.0
37.5°	1084.0	1084.3	1103.1	1106.3	1101.0	1106.9	1107.7	1081.6	1092.8	1109.4	990.6
40°	1123.7	1124.1	1142.7	1151.1	1160.2	1167.8	1174.5	1160.5	1197.5	1236.3	1093.6
42.5°	1155.6	1159.2	1182.7	1198.7	1222.8	1237.3	1255.5	1254.8	1322.3	1380.4	1218.2
45°	1183.6	1189.8	1222.7	1250.7	1292.0	1315.1	1343.6	1366.0	1462.7	1541.0	1344.3
47.5°	1220.6	1226.4	1264.0	1309.9	1365.0	1395.2	1442.6	1490.9	1617.0	1698.6	1467.5
50°	1272.7	1270.2	1307.1	1373.0	1443.8	1483.5	1551.0	1623.4	1770.2	1835.9	1539.9
52.5°	1328.3	1327.3	1354.6	1441.7	1536.7	1583.1	1672.3	1760.4	1916.6	1930.5	1573.1
55°	1397.1	1389.7	1412.8	1520.0	1647.0	1696.9	1801.8	1895.9	2033.2	1983.9	1589.8
57.5°	1469.2	1457.0	1479.0	1607.2	1771.4	1830.4	1945.3	2028.1	2110.8	2020.3	1589.7
60°	1543.7	1529.3	1555.4	1716.3	1925.9	1994.2	2100.9	2117.4	2183.3	2038.7	1578.0
62.5°	1606.0	1597.4	1636.3	1833.0	2098.5	2165.6	2218.4	2198.6	2244.4	2053.0	1550.6
65°	1671.9	1672.4	1735.2	1969.1	2281.9	2327.1	2331.6	2303.9	2295.5	2050.1	1458.0
67.5°	1761.0	1769.3	1874.1	2153.9	2460.3	2495.2	2494.9	2418.0	2332.8	1933.8	1252.8
70°	1855.3	1874.8	2034.1	2365.3	2655.1	2690.5	2672.3	2490.6	2196.5	1563.7	886.6
72.5°	1839.5	1873.2	2123.1	2498.7	2795.0	2822.0	2703.4	2312.1	1736.1	908.8	377.5
75°	1419.2	1458.2	1946.7	2366.5	2648.2	2623.9	2322.8	1799.2	948.7	253.6	85.0
77.5°	749.7	770.5	1286.0	1802.9	2064.9	2014.1	1636.3	998.1	289.2	62.8	38.2
80°	392.6	397.5	560.4	1022.9	1274.5	1274.8	969.7	438.4	119.2	32.2	25.6
82.5°	210.3	214.4	296.1	472.7	667.8	605.3	371.3	241.2	69.3	18.2	24.6
85°	50.6	51.4	167.9	215.9	262.6	187.5	110.3	202.5	18.8	10.7	20.0
87.5°	19.4	19.8	62.3	93.4	66.9	43.4	51.6	75.5	2.4	4.1	3.1
90°	0.0	0.0	0.0	0.0	0.0	0.0	0.0	0.0	0.0	0.0	0.0



REPORT NUMBER: P385660
 CATALOG NUMBER: GWC-SA1B-727-U-SL4-HSS

CANDELA DISTRIBUTION (continued):

	90°	95°	105°	115°	125°	135°	145°	155°	165°	175°	180°
0°	761.9	761.9	761.9	761.9	761.9	761.9	761.9	761.9	761.9	761.9	761.9
2.5°	754.3	749.8	738.8	724.9	712.5	703.6	690.1	681.4	675.5	675.3	673.1
5°	735.2	726.1	702.4	674.1	648.5	625.4	598.3	576.7	560.7	558.2	552.7
7.5°	714.7	699.8	663.3	619.2	576.2	532.5	481.8	450.3	423.3	410.4	409.0
10°	702.2	681.2	629.4	565.7	498.3	427.2	360.8	314.9	281.7	272.2	265.1
12.5°	699.6	671.9	603.2	515.5	419.1	325.2	251.7	202.9	176.4	167.9	165.7
15°	702.2	667.6	581.2	465.8	339.0	230.7	169.0	140.6	130.6	128.2	128.0
17.5°	703.7	662.4	556.3	410.5	261.2	164.8	129.4	121.1	119.6	119.4	119.8
20°	703.6	654.5	526.5	348.9	194.3	129.6	117.0	115.3	114.9	115.1	114.9
22.5°	702.4	645.2	493.8	285.4	146.8	115.8	111.7	110.6	110.5	110.5	110.5
25°	704.6	637.8	457.9	224.7	121.0	109.4	106.8	106.0	105.8	105.8	105.5
27.5°	712.7	633.7	418.5	172.9	109.3	103.8	101.7	101.5	101.0	100.8	101.2
30°	725.8	633.7	375.3	134.6	102.2	97.9	96.4	96.0	95.8	95.7	95.8
32.5°	748.8	638.5	328.1	111.8	95.5	91.4	90.3	90.8	90.3	90.3	90.3
35°	790.4	653.0	278.7	97.6	88.4	85.0	84.0	84.7	84.3	84.3	84.1
37.5°	851.2	679.8	229.0	89.0	82.2	78.6	77.3	78.3	77.9	77.9	77.8
40°	925.2	718.9	181.7	82.4	76.2	72.4	71.2	71.7	70.9	70.9	71.2
42.5°	1016.5	768.4	140.4	76.1	70.2	66.6	65.9	65.4	63.8	63.0	63.1
45°	1118.0	820.0	109.4	69.9	64.5	61.6	60.6	59.2	56.6	54.9	55.1
47.5°	1208.7	859.8	89.0	63.8	59.4	57.1	55.6	53.0	49.2	47.1	47.3
50°	1256.4	865.8	75.7	57.8	54.5	52.3	50.1	46.1	41.6	39.4	39.2
52.5°	1268.6	837.6	65.9	52.3	49.7	47.1	44.2	38.9	33.9	31.5	31.1
55°	1273.1	794.6	57.1	47.1	44.6	41.6	37.9	31.8	27.2	24.8	24.6
57.5°	1258.3	730.4	50.2	42.5	39.4	35.8	31.1	25.5	21.0	19.1	19.1
60°	1225.4	643.5	44.9	37.5	34.1	29.9	25.1	19.8	15.7	14.1	14.1
62.5°	1159.9	531.0	39.9	32.3	29.1	24.8	20.3	15.0	11.0	10.2	10.3
65°	1036.1	402.8	34.9	27.7	24.8	20.5	15.8	10.7	7.4	7.4	7.7
67.5°	845.0	279.8	29.8	23.6	21.3	16.7	12.0	7.4	5.2	5.9	6.5
70°	559.4	156.9	25.5	19.4	18.2	13.2	8.9	5.0	4.1	5.5	6.7
72.5°	211.1	61.1	21.3	15.7	15.8	10.2	6.4	3.8	3.8	6.0	7.9
75°	58.8	29.9	15.3	11.5	12.4	7.4	4.6	3.3	3.6	6.9	9.3
77.5°	34.6	22.0	10.0	6.7	8.4	5.2	3.1	2.6	3.1	5.9	8.9
80°	27.9	11.7	5.9	3.4	4.6	2.9	2.1	1.5	0.9	2.2	4.6
82.5°	27.9	7.1	2.8	2.4	2.4	1.5	1.0	0.7	0.2	0.0	1.2
85°	18.8	2.9	1.7	1.5	1.2	0.5	0.3	0.2	0.0	0.0	0.0
87.5°	3.1	1.2	0.7	0.3	0.2	0.0	0.0	0.0	0.0	0.0	0.0
90°	0.0	0.0	0.0	0.0	0.0	0.0	0.0	0.0	0.0	0.0	0.0

Signify Classified - Internal
Cooper Lighting Solutions Photometric Lab
1121 Highway 74 South
Peachtree City, GA 30269

Scaled Data Report



Report Generated By 670245982

Signify Classified - Internal
Cooper Lighting Solutions Photometric Lab
1121 Highway 74 South
Peachtree City, GA 30269

Scaled Data Report



Signify Classified - Internal
Cooper Lighting Solutions Photometric Lab
1121 Highway 74 South
Peachtree City, GA 30269

Scaled Data Report



Signify Classified - Internal
Cooper Lighting Solutions Photometric Lab
1121 Highway 74 South
Peachtree City, GA 30269

Scaled Data Report



Signify Classified - Internal
Cooper Lighting Solutions Photometric Lab
1121 Highway 74 South
Peachtree City, GA 30269

Scaled Data Report



--- HS — SS

Signify Classified - Internal
Cooper Lighting Solutions Photometric Lab
1121 Highway 74 South
Peachtree City, GA 30269

Scaled Data Report



u

Signify Classified - Internal
Cooper Lighting Solutions Photometric Lab
1121 Highway 74 South
Peachtree City, GA 30269

Scaled Data Report



Signify Classified - Internal
Cooper Lighting Solutions Photometric Lab
1121 Highway 74 South
Peachtree City, GA 30269

Scaled Data Report



(END OF REPORT)